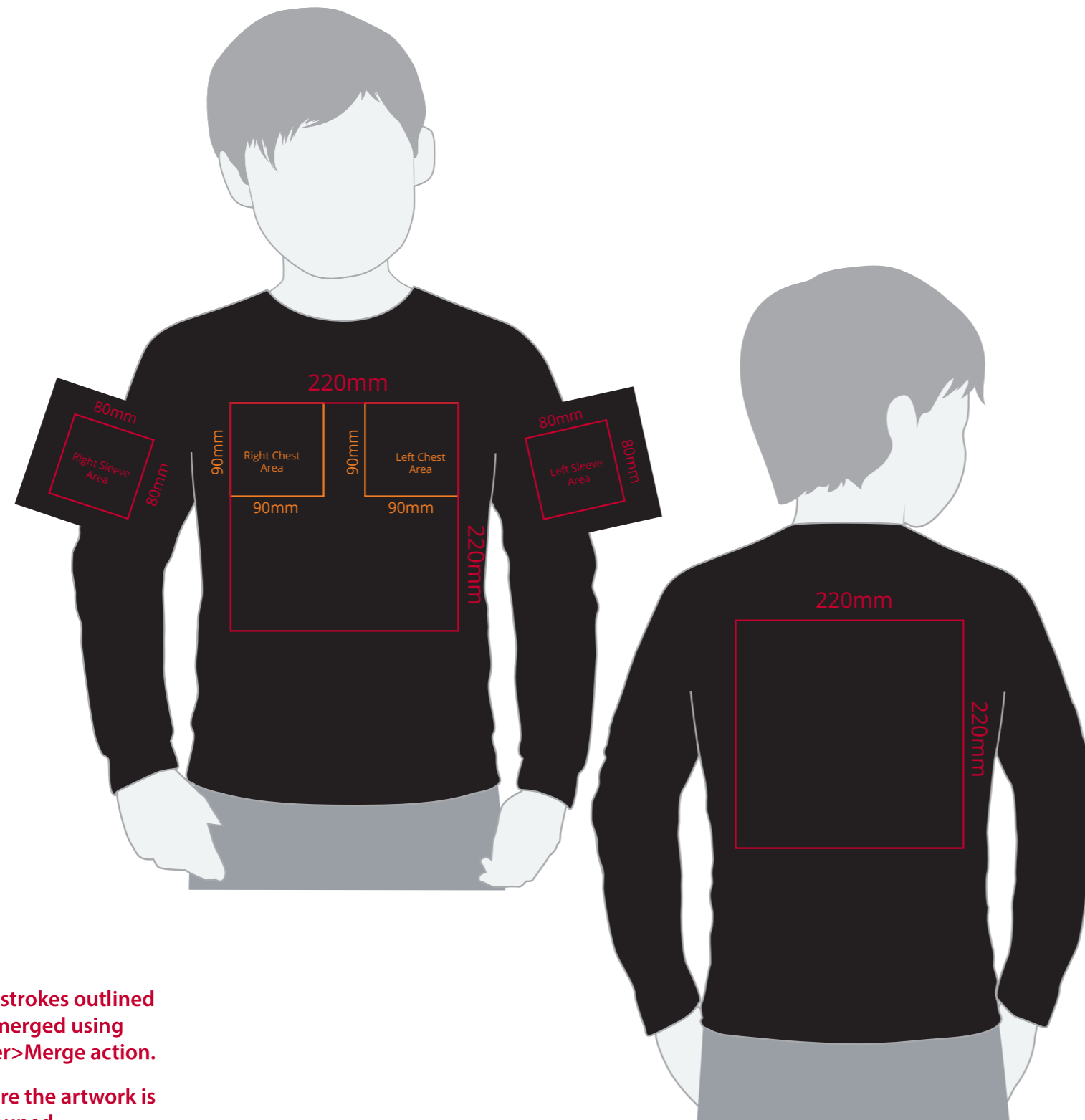


YOUR VISUAL PROOF (1 of 2)

Order Reference	xxxxxx
Date created	xx/xx/xx
Created by	xx



Must have all strokes outlined
and then merged using
the Pathfinder>Merge action.

Then make sure the artwork is
grouped.

- * White needs to be set in PANTONE WHITE and
- * Black needs to be set in PANTONE BLACK or 100k

Product	226856
Colour	xxxxxx
Branding	Spot Colour

Artwork Advisories

This template is not to scale and is to be used as a guide for print size & positioning only.

On coloured shirts a layer of white is printed underneath the artwork to ensure the colour of the product doesn't affect the print.

It is the customer's responsibility to ensure that the proof is correct in all areas. Please be sure to double-check spelling, grammar, layout and design before approving artwork. Due to the variation in monitor colours and adjustments, PDF proofs may not provide an accurate colour representation **of the final product & printed work**. Once artwork is approved, your order will be processed based on the above unless any amendments are made. All orders are subject to our terms and conditions.

Please email all approvals/amends to your **order processor**.

Visual purposes only. Please see page 2 for actual artwork size.





YOUR VISUAL PROOF (2 of 2)



Order Reference	xxxxxx
Date created	xx/xx/xx
Created by	xx

Print position	xxxx
Print area	xx x xx mm
Logo size	xx x xx mm
Branding	Spot Colour

PANTONE® Colours

			
---	---	---	---